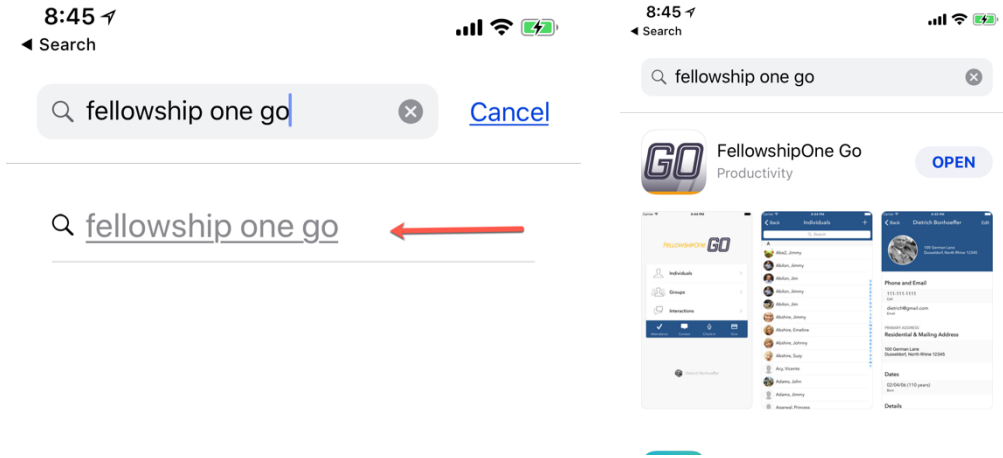




1. Download the FellowshipOne Go App from:
iOS users - <http://itunes.apple.com/us/app/fellowshipone-go/id1125065030?mt=8>
Android users - <https://play.google.com/store/apps/details?id=com.ministrybrands.f1.go>



2. Log-in with the username and password you use for the Member Portal website
Domain: **lutherplace.fellowshiponego.com**
Username: Your FellowshipOneGo Logon ID – if you're not sure of your userID contact the Parish Administrator.
Password: Your FellowshipOneGo Password – if you're not sure of your password, click the 'Forget password?' option to have a temporary password emailed to you. If you're not sure of the email address on your member profile contact the Parish Administrator.

FELLOWSHIPOne GO

lutherplace.fellowshiponego.com

Username

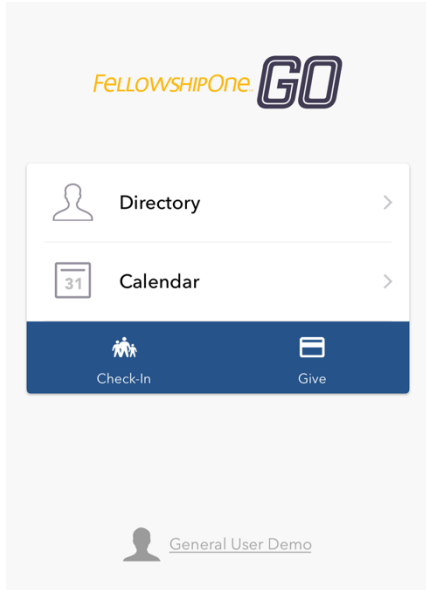
Password

[Forget password?](#)

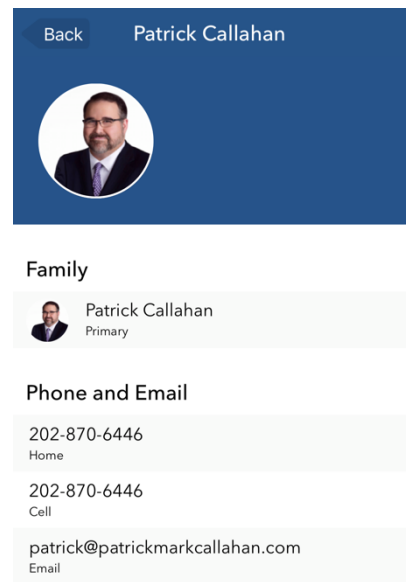
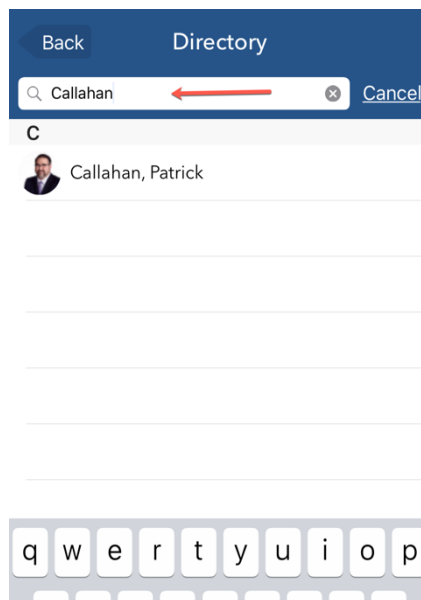
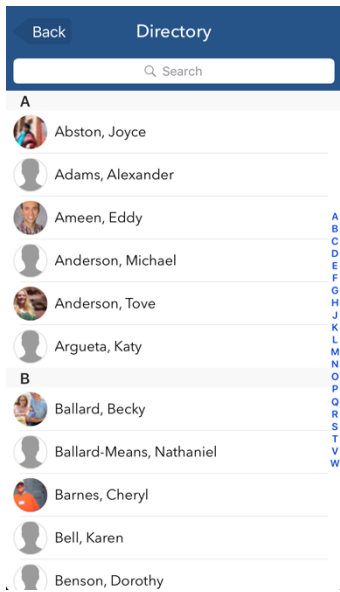
Sign In



3. Once logged in, you'll have the option to view the Member Directory, the Church Calendar, or to make an electronic contribution. You can also setup recurring contributions via the app.



To search the directory start typing the first or last name in the Search field. The app will begin listing individuals that meet the search as you are typing. Tap on the individual and the directory contact listing is revealed.



The Member Directory is also available via the web at <https://lutherplace.org/directory>.